

ew14421708

## SSTS MAINTENANCE REPORT


System Location			
Address 14313 s croix tr	Telephone Number (651) 433-3796		
City Stillwater	State	ZIP	Property ID No./GEO Code
Owner john clessen	Pumping Date Nov 19, 2015		
Contractor			
Maintainer Row Sewer Service	MPCA License No. L3309	Telephone Number (651) 465-5505	

What was done to the system?
<input checked="" type="checkbox"/> Tank(s) Pumped
<input type="checkbox"/> Sludge and scum measured.
Do tanks need to be pumped?
<input type="checkbox"/> Yes <input type="checkbox"/> No (If no provide measurements below)

Report Liquid Capacity in Gallons			
Tank 1: 1,000	<input checked="" type="checkbox"/> Pumped	Tank 2: _____	<input type="checkbox"/> Pumped
Tank 3: _____	<input type="checkbox"/> Pumped	Tank 4: _____	<input type="checkbox"/> Pumped
Total Gallons Pumped: 1,000			

Visual Inspection (note any problems with the system):

NOTE: This does not serve as a compliance inspection.



**\*Tank Measurements-Use Only If Tank(s) Were NOT Pumped**

Tank Length \_\_\_\_\_ in.  Tank Width \_\_\_\_\_ in.  Tank Depth \_\_\_\_\_ in. = Tank Volume (cubic inches) \_\_\_\_\_

Tank Radius \_\_\_\_\_ in.  Tank Radius \_\_\_\_\_ in.  **3.14** = Tank Volume (cubic inches) \_\_\_\_\_

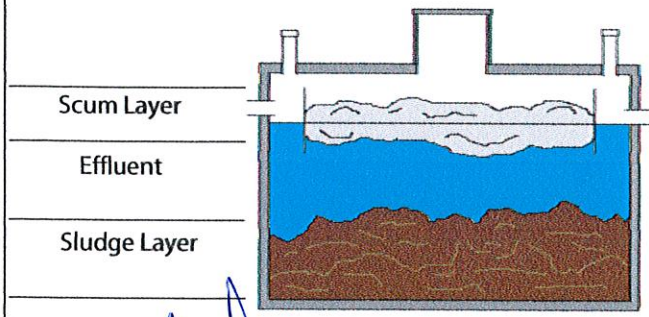
Tank Volume (cu. in.) \_\_\_\_\_ / **231.01** = Liquid Capacity \_\_\_\_\_ Gallons / Tank Depth \_\_\_\_\_ in. = Gallons/Inch \_\_\_\_\_

Sludge Level \_\_\_\_\_ in.  Gallons Per Inch \_\_\_\_\_ = Sludge Volume \_\_\_\_\_ Gallons

Scum Level \_\_\_\_\_ in.  Gallons Per Inch \_\_\_\_\_ = Scum Volume \_\_\_\_\_ Gallons


Sludge Volume \_\_\_\_\_ + Scum Volume \_\_\_\_\_ = Total Sludge and Scum Volume \_\_\_\_\_ Gallons

Total Sludge and Scum Volume \_\_\_\_\_ / Liquid Capacity \_\_\_\_\_ = Percent Sludge and Scum in Tank \_\_\_\_\_ %



Tank Depth measured from invert of outlet pipe to bottom of tank

\*Tanks must be pumped if either of the following conditions exist:  
 1. The top of the sludge layer is less than 12 inches from the bottom of the outlet baffle; or  
 2. Total sludge and scum volume is greater than 25 percent of the tank's liquid capacity.

Signature  Date Nov 19, 2015 Reset Form