


## SSTS MAINTENANCE REPORT



System Location		
Address	9920 Justen Trail N	Telephone Number
City	Mahtomedi	State MN ZIP 55155 Property ID No./GEO Code
Owner	Duanz Miron	Pumping Date 10/9/15
Contractor		
Maintainer	MEYER SEWER	MPCA License No. 915 Telephone Number 651-459-016

**What was done to the system?**

Tank(s) Pumped /

Sludge and scum measured.

Do tanks need to be pumped?

Yes  No (If no provide measurements below)

**Report Liquid Capacity in Gallons**


Tank 1: 1500  Pumped Tank 2:  Pumped

Tank 3:  Pumped Tank 4:  Pumped

Total Gallons Pumped: 1500

Visual Inspection (note any problems with the system):

NOTE: This does not serve as a compliance inspection.



**\*Tank Measurements-Use Only If Tank(s) Were NOT Pumped**

Tank Length \_\_\_\_\_ in.  Tank Width \_\_\_\_\_ in.  Tank Depth \_\_\_\_\_ in. = Tank Volume (cubic inches) \_\_\_\_\_

Tank Radius \_\_\_\_\_ in.  Tank Radius \_\_\_\_\_ in.  3.14 = Tank Volume (cubic inches) \_\_\_\_\_

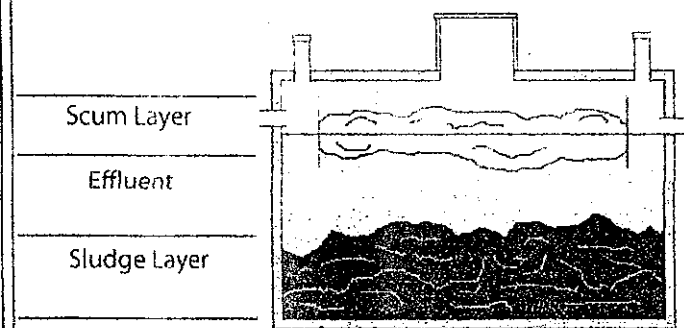
Tank Volume (cu. in.) \_\_\_\_\_ / 231.01 = Liquid Capacity \_\_\_\_\_ Gallons / Tank Depth \_\_\_\_\_ in. = Gallons/Inch \_\_\_\_\_

Sludge Level \_\_\_\_\_ in.  Gallons Per Inch \_\_\_\_\_ = Sludge Volume \_\_\_\_\_ Gallons

Scum Level \_\_\_\_\_ in.  Gallons Per Inch \_\_\_\_\_ = Scum Volume \_\_\_\_\_ Gallons

Sludge Volume \_\_\_\_\_ + Scum Volume \_\_\_\_\_ = Total Sludge and Scum Volume \_\_\_\_\_ Gallons

Total Sludge and Scum Volume \_\_\_\_\_ / Liquid Capacity \_\_\_\_\_ = Percent Sludge and Scum in Tank \_\_\_\_\_ %



Tank Depth measured from invert of outlet pipe to bottom of tank

\*Tanks must be pumped if either of the following conditions exist:  
 1. The top of the sludge layer is less than 12 inches from the bottom of the outlet baffle; or  
 2. Total sludge and scum volume is greater than 25 percent of the tank's liquid capacity.